

JUBILEE



Pre-Ballet I

Monday 4:30pm
Saturday 9:30am
Prime Time

Teacher

Ms. Dee

Hairpiece/Hat: To be determined on Picture Day.

Tights: Capezio Child Footed Tights with Self Knit Waistband (#1915C); Color-Ballet Pink; <https://www.discountdance.com/search/1816>

Shoes: Class shoe - Capezio Girls "Hanami" Canvas Split Sole Ballet Slipper (#2037C); Color-Light Pink; <https://www.discountdance.com/search/2037>

Other Accessories: None.

Sewing Instructions: 1) Using matching thread, tack skirt layers together 4 times around the base of the skirt to prevent from flipping up.

Additional Notes: Hair in bun, secured with bobby pins, hairnet, and hairspray. Hang costume. Tack using matching thread. STEAM costume as needed to remove wrinkles and fluff material. Remove all costume tags. DO NOT IRON.

JUBILEE



Pre-Ballet II

Wednesday 5:00pm

Teacher

Ms. Dee

Hairpiece/Hat: To be determined on Picture Day.

Tights: Capezio Child Footed Tights with Self Knit Waistband (#1915C); Color-Ballet Pink; <https://www.discountdance.com/search/1816>

Shoes: Class shoe - Capezio Girls "Hanami" Canvas Split Sole Ballet Slipper (#2037C); Color-Light Pink; <https://www.discountdance.com/search/2037>

Other Accessories: Gloves will NOT be worn.

Sewing Instructions: None.

Additional Notes: Hair in bun, secured with bobby pins, hairnet, and hairspray. Hang costume. Tack using matching thread, if needed. STEAM costume as needed to remove wrinkles and fluff material. Remove all costume tags. DO NOT IRON.

JUBILEE



Pre-Ballet II

Tuesday 6:00pm

Teacher

Ms. Dee

Hairpiece/Hat: To be determined on Picture Day.

Tights: Capezio Child Footed Tights with Self Knit Waistband (#1915C); Color-Ballet Pink; <https://www.discountdance.com/search/1816>

Shoes: Class shoe - Capezio Girls "Hanami" Canvas Split Sole Ballet Slipper (#2037C); Color-Light Pink; <https://www.discountdance.com/search/2037>

Sewing Instructions: 1) Shake costume outdoors to remove excess/loose glitter; 2) Spray costume with aerosol hairspray to prevent glitter from shedding; 3) Using matching thread, tack top layer of the skirt to the layer beneath 4 times around the skirt to prevent from flipping up; 4) Fit the shoulder straps to the dancer and tack securely inside the back of the costume and carefully remove/cut excess strap material.

Additional Notes: Hair in bun secured with bobby pins, hairnet, and hairspray. Hang costume. Tack using matching thread, if needed. STEAM costume as needed to remove wrinkles and fluff material. Remove all costume tags. DO NOT IRON.

JUBILEE



Pre-Ballet III - GIRL

Thursday 5:00pm

Teacher

Ms. Dee

Hairpiece/Hat: To be determined on Picture Day.


Tights: Capezio Child Footed Tights with Self Knit Waistband (#1915C); Color-Ballet Pink; <https://www.discountdance.com/search/1816>

Shoes: Class shoe - Capezio Girls "Hanami" Canvas Split Sole Ballet Slipper (#2037C); Color-Light Pink; <https://www.discountdance.com/search/2037>

Sewing Instructions: 1) Using matching thread, tack the three layers the skirt 8 - 10 times around the base to prevent from flipping up; 2) Position the tulle ribbons at the top of each shoulder **behind** the shoulder (not in front); Using matching thread, tack the tulle ribbons **behind** the top of each shoulder 3 times - 2 times at the top of the shoulder and 1 time approximately 2 inches down from the top of the shoulder on the outside of the costume (See photo).

Additional Notes: Hair in bun secured with bobby pins, hairnet, and hairspray. Hang costume. Tack using matching thread, if needed. STEAM costume as needed to remove wrinkles and fluff material. Remove all costume tags. DO NOT IRON.

JUBILEE



Vaganova I

Monday 6:30pm
Thursday 6:00pm

Teachers

Ms. Heather

Hairpiece/Hat: To be determined on Picture Day.

Tights: Capezio Ultra Soft Transition Tights; Color-Ballet Pink; Child (#1816C) or Adult (#1816); <https://www.discountdance.com/search/1816>

Shoes: Class shoe **without** ribbons - Capezio "Hanami" Canvas Split Sole Ballet Slipper; Color-Light Pink; Child (#2037C) or Adult (#2037); <https://www.discountdance.com/search/2037>

Other Accessories: None.

Sewing Instructions: 1) Shake costume outdoors to remove excess/loose glitter; 2) Spray costume with aerosol hairspray to prevent glitter from shedding; 3) Loosen the nude shoulder straps as much as possible; 4) Carefully remove/cut the straps from the back of the costume and remove the plastic adjusters; 5) After the plastic adjuster pieces have been removed, re-fit the nude shoulder straps to the dancer and sew in a parallel position on the inside of the back of the costume; 6) Remove excess strap material; 7) Tack the cream colored shoulder straps to the nude shoulder straps 3 times (at the top of the shoulder, in front of the shoulder and in the back of the shoulder); 8) Tack the strands of the bow on the back of the skirt down 2 times per strand to secure in place.

Additional Notes: Hair in bun secured with bobby pins, hairnet, and hairspray. Hang costume. Tack using matching thread, if needed. STEAM costume as needed to remove wrinkles and fluff material. Remove all costume tags. DO NOT IRON.

JUBILEE



Vaganova II - GIRL

Monday 5:00pm
Wednesday 5:00pm
Friday 5:00pm

Teacher

Ms. Heather

Hairpiece/Hat: Place the hairpiece on the right side of the bun/head in a vertical position and secure with plenty of bobby pins.

Tights: Capezio Ultra Soft Transition Tights; Color-Ballet Pink; Child (#1816C) or Adult (#1816); <https://www.discountdance.com/search/1816>

Shoes: Class shoe **without** ribbons - Capezio "Hanami" Canvas Split Sole Ballet Slipper; Color-Light Pink; Child (#2037C) or Adult (#2037); <https://www.discountdance.com/search/2037>

Sewing Instructions: 1) Using matching thread, tack the point of each tulle layer of the skirt to the layer beneath it to prevent from flipping up; 2) Loosen the shoulder straps as much as possible; 2) Carefully remove/cut the straps from the back of the costume and remove the plastic adjusters; 3) After the plastic adjuster pieces have been removed, re-fit the shoulder straps to the dancer and sew in a parallel position on the inside of the back of the costume; 4) Remove excess strap material; 5) Tack appliques down wherever they are lifting.

Additional Notes: Hair in bun secured with bobby pins, hairnet, and hairspray. Hang costume. Tack using matching thread, if needed. STEAM costume as needed to remove wrinkles and fluff material. Remove all costume tags. DO NOT IRON.

JUBILEE



Classical
Les Sylphides
Waltz
Original

By Invitation

Teacher
Ms. Abigail

Hairpiece/Hat:

Les Sylphides: Flower Crown - Secure hairpiece around the bun using plenty of bobby pins (See instructions below).

Waltz: White Headband - Secure hairpiece/headband using plenty of bobby pins.

Tights: Capezio Ultra Soft Transition Tights; Color-Ballet Pink; Child (#1816C) or Adult (#1816); <https://www.discountdance.com/search/1816>


Shoes: Pointe Shoes.

Other Accessories: Les Sylphides: Sleeves and Wings; Original: White Wrap Skirt

Sewing Instructions: 1) See video provided by the studio on how to correctly sew hook and eyes on the skirt; 2) Using white acrylic paint, carefully paint the purple or orange buds on the Flower Crown - the crown is to be completely white.

Additional Notes: Hair in bun secured with bobby pins, hairnet, and hairspray. Hang costume. Tack using matching thread. STEAM costume as needed to remove wrinkles and fluff material. Remove all costume tags and hangar loops. DO NOT IRON.

JUBILEE



WHITE SHIRT and BEIGE TIGHTS

Pre Ballet III - BOY

Monday 6:30pm
Thursday 6:00pm

Teachers

Ms. Heather

Hairpiece/Hat: None.

Tights: Beige tights provided with costume.


Shoes: Beige Canvas Split Sole Ballet Shoes: Mariia MX Child True Bare Multi-Stretch Canvas Ballet Slipper (Child - #MX25C); Color - No.3-Medium;
<https://www.discountdance.com/search/mx25c>

Other Accessories: 1) Wear Moi Dance Belt (Adult - #WM249; Child - #WM249C); Color - Dark Beige;
<https://www.discountdance.com/search/WM249>

Sewing Instructions: None.

Additional Notes: Hang costume. Tack using matching thread, if needed. STEAM costume as needed to remove wrinkles and fluff material. Remove all costume tags. DO NOT IRON.

JUBILEE



AQUA SHIRT and WHITE TIGHTS

Vaganova II - BOY

Monday 5:00pm
Wednesday 5:00pm
Friday 5:00pm

Teachers

Ms. Heather

Hairpiece/Hat: None.

Tights: White tights provided with costume.

Shoes: White Canvas Split-Sole Ballet Shoes; Suggested Style: Mariia MX Child True Bare Multi-Stretch Canvas Ballet Slipper (Child - #MX25C); Color - White;
<https://www.discountdance.com/search/MX25C>

Other Accessories: 1) Wear Moi Dance Belt (Adult - #WM249; Child - #WM249C); Color - Dark Beige;
<https://www.discountdance.com/search/WM249>

Sewing Instructions: None.

Additional Notes: Hang costume. Tack using matching thread, if needed. STEAM costume as needed to remove wrinkles and fluff material. Remove all costume tags. DO NOT IRON.